

Label printing system phase2 Specifications Documentation EN Blueprint for ASI Blueprint

R4

Made for : Asian Stanley International Co., Ltd.

By : TOMAS TECH CO.,LTD.



TOMAS TECH




TOMAS TECH CO.,LTD.

No.1 MD Tower 16Fl, Unit C1, Soi Bangna-Trad 25, Debaratna Rd.,

Khwaeng Bang Na Nuea, Khet Bang Na, Bangkok 10260 Thailand.

Tel :+66-98-271-9741 E-mail : info@tomastc.com

Revision History

Date	Version	File name	Details
26/Dec/2024	R1	Label printing system phase2 Specifications Documentation EN Blueprint for ASI_R1	First edition
18/Jan/2025	R2	Label printing system phase2 Specifications Documentation EN Blueprint for ASI_R2	Second edition 
30/Jan/2025	R3	Label printing system phase2 Specifications Documentation EN Blueprint for ASI_R3	Third edition 
07/Feb/2025	R4	Label printing system phase2 Specifications Documentation EN Blueprint for ASI_R4	Fourth edition 

■ Contents

1. Overview
2. Overall configuration diagram
3. Schedule information
4. System functional specifications
5. Q&A
6. Sign off

1. Overview

We propose a label issuance management system to Asian Stanley. International Limited. By utilizing this system, we will realize "Traceability management", "Visualization of work" and "Improvement of quality".

Advantages of introducing the system

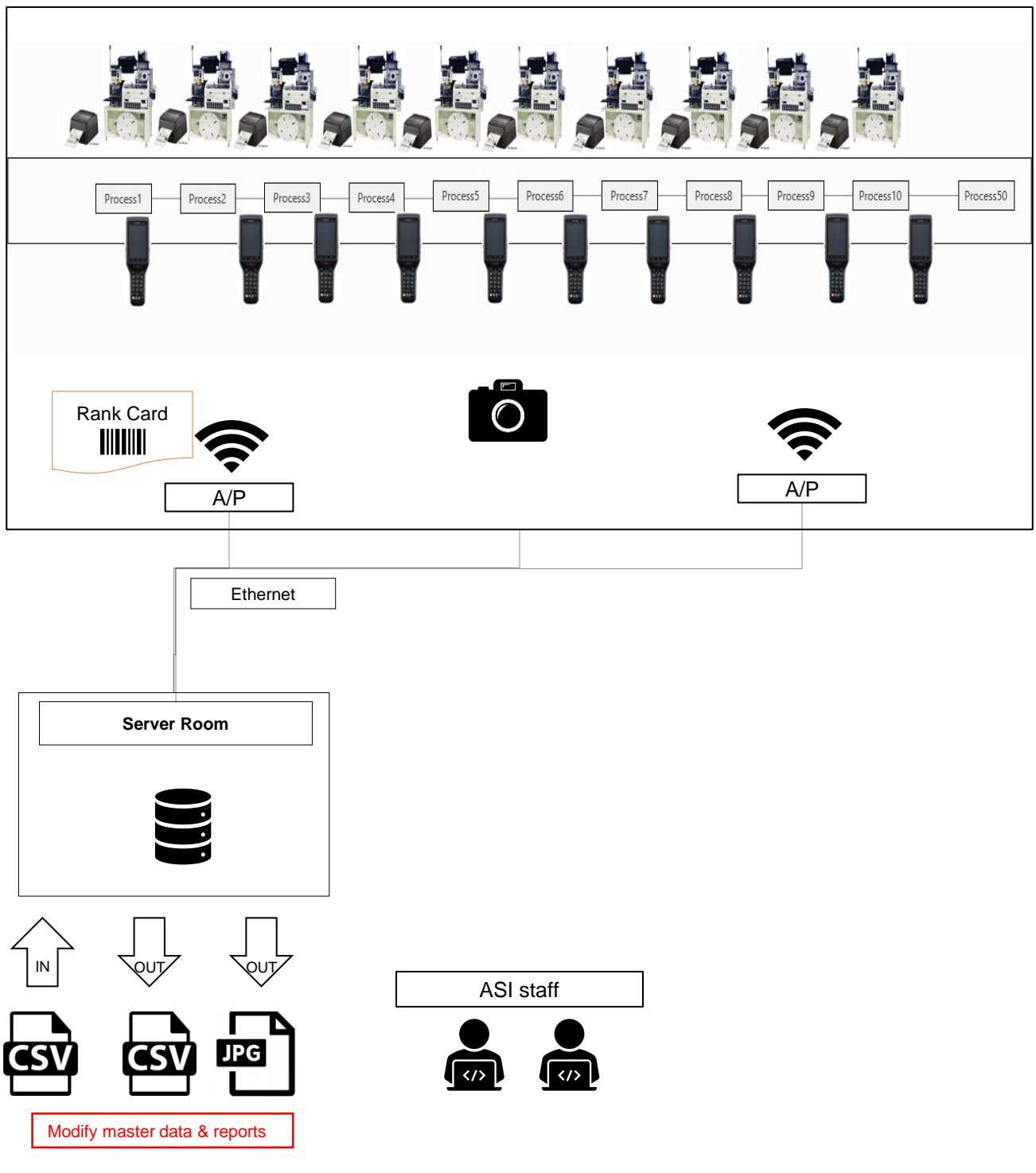
1. It is possible to realize **"Traceability management" and "Improvement of quality" because the log of process work can be recorded.**
2. By accumulating process work logs in the database, it is possible to output CSV data. Since it is possible to output reports with various granularities such as progress management and work time of processes, **it is possible to realize "visualization of work".**
3. Labels are issued just-in-time, which prevents labeling errors on reels. In addition, after labels are issued, **it is possible to forcibly space them apart, which prevents them from being pasted together and achieves "Improved quality."**

2. Overall configuration diagram

Regarding the Process control system, consider the following system configuration.

Overall configuration diagram image

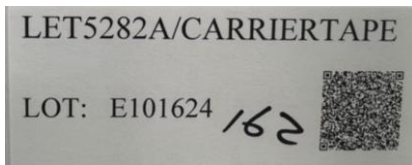
*** Modify the functionality of the application.**



3. Document information

2

1. Material (Input Data) : carrier tape / cover tape



Data : 100E101624001629LET5282A/CARRIERTAPE000059



Data : 6347146051



***Need to create a label for scanning materials.**

3

Format QR: material type | Material code | lot no. | exp. Date

Example

Carrier Tape : CR|0123456789|E101624| 2025-08-24



Cover Tape : CV|0123456789|E11001| 2025-10-01



3. Document information

2. Master Data

2.1 User

add new column “taping” and “taping_check”

Allow to work = 1 , Not allowed to work = 0

Code	NameThai	NameEng	Role	Type	Taping	taping_check	CreateBy	CreateDat	UpdateBy	UpdateDa	Status
000160	นางปัญชกนก พงศ์ปณณสิน	MRS.POONKANOK PONGPOONNASIN	OPERATOR		1	1	000778				ACTIVE
000161	นางสมนึก ชมเจริญ	MRS.SOMNUK CHOMCHAROEN	OPERATOR		0	1	000778				ACTIVE
000162	นส.อานวย ไพบุญย์	MS.AMNUAY PAIBOON	OPERATOR	5W	1	0	000778				ACTIVE
000163	นางทิพพาวรรณ ท้ายเมือง	MRS.THIPPAWAN TAIMUANG	OPERATOR		1	0	000778				ACTIVE
000164	นายคมเพชร มิตรดมชาติ	MR.KOMPETCH MITUDOMCHART	OPERATOR		1	1	000778				ACTIVE
000165	นส.สำรวย ธีบุญญา	MS.SAMLUAY TANYAWUT	OPERATOR		1	1	000778				ACTIVE
000166	นส.ทิพวัลย์ ช่อปทุมมา	MS.THIPAWAN CHORPATHUMMA	OPERATOR		1	1	000778				ACTIVE
000167	นส.อานวย ศิริพงษ์	MS.AMNUAY SIRIPONG	OPERATOR		1	1	000778				ACTIVE
000168	นางสายสวาท แพรขาว	MRS.SAISAWAT PRAEKHAO	OPERATOR		1	1	000778				ACTIVE
000169	นส.วันดี ทองเงา	MS.WANDEE THONGNGAO	OPERATOR		1	1	000778				ACTIVE
000170	นางไพริน เสี่ยงแจ้ว	MRS.PAIRIN SENGJAW	OPERATOR		1	1	000778				ACTIVE
000171	นางเกล้านภา พันธุ์กล้วย	MRS.KLAONAPA PHANKLUAY	OPERATOR		1	1	000778				ACTIVE

2.2 Item Master

add new column “Cleaning pattern ” Enter the selected Cleaning pattern no.

ICS_Code	Product_Name	Rank	Digit	Customer_Reference	Qty_Reel	Type	Cleaning pattern	CreateBy	CreateDateTime	UpdateBy	UpdateDateTime
0002744800	FRYPY1204W-TR	ACB--	5		2500	4W	1	000778			
0002744800	FRYPY1204W-TR	BAA--	5		2500	4W	1	000778			
0002744800	FRYPY1204W-TR	BAB--	5		2500	4W	1	000778			
0002744800	FRYPY1204W-TR	BBA--	5		2500	4W	1	000778			
0002744800	FRYPY1204W-TR	BBB--	5		2500	4W	1	000778			
0002744800	FRYPY1204W-TR	BCA--	5		2500	4W	1	000778			
0002744800	FRYPY1204W-TR	BCB--	5		2500	4W	1	000778			
0002744800	FRYPY1204W-TR	CAA--	5		2500	4W	1	000778			
0002744800	FRYPY1204W-TR	CAB--	5		2500	4W	1	000778			
0002744800	FRYPY1204W-TR	CBA--	5		2500	4W	1	000778			
4053201300	RAY1102W-642-TR	D-AA-	5		2500	2W	2	000778			
4053201300	RAY1102W-642-TR	D-M--	5		2500	2W	2	000778			

2.3 Cleaning Heater BOX pattern. (New table)

pattern_no	operator check	AOI	IF AOI
1	1	1	1
2	0	1	1
3	0	1	0
4	1	1	0

3. Document information

2. Master Data

2.4 Material (New table)

ICS_Code	Product_Name	Material_Code	Material_Name	create_by	create_dt	status
0002744800	FRYPY1204W-TR	XXXXXXXXXX	XXXXXXXXXXXXX	000778		ACTIVE
0002744800	FRYPY1204W-TR	XXXXXXXXXX	XXXXXXXXXXXXX	000778		ACTIVE
4053201300	RAY1102W-642-TR	XXXXXXXXXX	XXXXXXXXXXXXX	000778		ACTIVE
4053201300	RAY1102W-642-TR	XXXXXXXXXX	XXXXXXXXXXXXX	000778		ACTIVE

2.5 NG Code (New table)

Defect	Process	Code	DefectName	create_by	create_dt
Taping NG	TAPING	NGTPO01	ฟองอากาศ	000778	
Taping NG	TAPING	NGTPO02	สิ่งแปลกปลอม สกปรก	000778	
Taping NG	TAPING	NGTPO03	ลูปลู่	000778	
Taping NG	TAPING	NGTPO04	รอยแตกคอเส้นทอง	000778	
Taping NG	TAPING	NGTPO05	เป็นรอยหน้าเลนส์	000778	
Taping NG	TAPING	NGTPO06	คราบน้ำยา	000778	
Taping NG	TAPING	NGTPO07	เรซินไหลไม่เต็ม	000778	
Taping NG	TAPING	NGTPO08	เรซินเลื่อน	000778	
Taping NG	TAPING	NGTPO09	เรซินในรู	000778	
Taping NG	TAPING	NGTPO10	แผ่นหล่น	000778	
Taping NG	TAPING	NGTPO11	อื่นๆ	000778	

2.6 AOI Machine

Machine_No	Machine_Code	Type	CreateBy	CreateDateTime	UpdateBy	UpdateDateTime
6	AOI06	6P				
7	AOI07	6P				
7	AOI07	8L				
8	AOI08	4L				
9	AOI09	6P				
10	AOI10	6P				
11	AOI11	8L				
12	AOI12	6P				
13	AOI13	8L				
14	AOI14	4L				

4. System functional specifications

4-1. Handy terminal screen image

Handy terminal function / screen image

Main menu

Main Menu

Taping Label

Balance Label

Defective Label

Cleaning

Taping Check

Change Model Label

Expired Label

App Close [P1]

Cleaning

< [P1] Cleaning Heater Box

Date :

Machine :

User ID :

บันทึก
การทำความสะอาด

Taping Check

< [P1] Taping Check

Taping Lot No. :

Check times : 1#

Check by : Machine

User ID

Machine

Status :

select

Scan NG

Scan NG

Qty

NG

Qty

Item 0

Item 1

Item 2

Item 3

Item 4

Item 5

Remark :

Clear [P3]

Save [P2]

Taping Label

< [P1] Taping Label

Date :

User ID

Machine

Scan Material

Material

Type

Lot No.

Exp

Item 0

Item 1

Item 2

Item 3

Item 4

Scan Rank Card

Model name :

Rank

Lot No.

Lot No.

QTY./REEL

QTY

Balance

Item 0

Item 1

Item 2

Item 3

Item 4

QTY. / REEL

0

0

Label Qty

2

Clear [P3]

Print [P2]

4. System functional specifications

4-1. Handy terminal screen image

Handy terminal function / screen image

4-1.1 Cleaning Heater Box

Main Menu

Taping Label Balance Label

Defective Label

Cleaning Taping Check

Change Model Label Expired Label

App Close [P1]

< IP1 Cleaning Heater Box

Date : 2024-12-26

Machine :

User ID :

บันทึกการทำความสะอาด

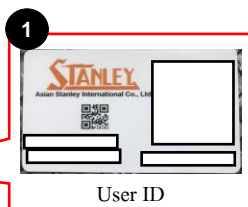
< IP1 Cleaning Heater Box

Date : 2024-12-26

Machine : TP06

User ID : 000024

บันทึกการทำความสะอาด



- Step scan**
- 1.Scan QR code machine.
 - 2.Scan QR code User ID.
 - 3.Enter button “บันทึกการทำความสะอาด”

4. System functional specifications

4-1. Handy terminal screen image

Handy terminal function / screen image

4-1.2 Taping Check

Main Menu

Taping Label	Balance Label
Defective Label	
Cleaning	Taping Check
Change Model Label	Expired Label
App Close [P1]	

Taping Check

Taping Lot No. :

Check times : 1# Check by : Machine
Can check a maximum of 3 times.

User ID : Machine :

Status :

Scan NG *Dropdown OK / NG*

NG	Qty
Item 0	
Item 1	
Item 2	
Item 3	
Item 4	
Item 5	

Remark :

! If the job has been lotout (status = NG), there is no need to check it, just notify it.

Taping Check

Taping Lot No. : E3803023A

Check times : 1# Check by : Machine


User ID : 000778 Machine : TP12


Status : NG

Scan NG

NG	Qty
ฉันทัดค้ำแพง (chip zure)	1
ค้ำแพงกาเงิน (paint zure)	1
ปริมภาเงินน้อย (paint sukunai)	1
ปือนกาเงิน (paint fuchaku)	1

Remark :

2  User ID

1 

2 *If you choose to check by machine, must scan the machine as well.

3 Select OK / NG

4 *If you choose to status NG, must scan the NG code as well.

5

4. System functional specifications

4-1. Handy terminal screen image

Handy terminal function / screen image

4-1.3 Taping label

Main Menu

Taping Label	Balance Label
Defective Label	
Cleaning	Taping Check
Change Model Label	Expired Label
App Close [P1]	

Taping Label

Date :

User ID Machine

Scan Material

Material	Type	Lot No.	Exp
Item 0			
Item 1			
Item 2			
Item 3			
Item 4			

Scan Rank Card

Model name :

Rank Lot No.

Lot No.	QTY./REEL	QTY	Balance
Item 0			
Item 1			
Item 2			
Item 3			
Item 4			

QTY. / REEL

Label Qty

Clear [P3] Print [P2]

Scan QR code material
- 1. carrier tape
- 2. cover tape

***Must scan completely**

***Must check the accuracy of the material with master data**

Carrier Tape : CRJ0123456789[E101624] 2025-08-24

Cover Tape : CVJ0123456789[E11001] 2025-10-01

4. System functional specifications

4-2. PC application screen image

PC function / screen image

4-2.1 Menu : Select

Asian Stanley App (Label System v.1.0.13-1)

condition

Select

== Select ==

☐ Export Template

Import Data

Export Data

status

condition

Select

== Select ==

Item Master	add column
Users	add column
Machine	
AOI Machine	new table
NG Code	new table
Material	new table
Cleaning Heater BOX pattern	new table
Report	modify
Taping Report	modify
Cleaning Report	new report

4. System functional specifications

4-2. PC application screen image

PC function / screen image

2

4-2.2 Report : Modify

Add the column highlighted in yellow

ICS CODE	Product	M.C	Rank	Lot no.	QTY INPUT
5924573200	VFJD1116P-4C62B-J-TR		C8C--	E40628053D9C8C--	3000
3706880200	VJDA1116P-4D52C-Z-TR		D6C--	E40628040C7D6C--	3000
3706880200	VJDA1116P-4D52C-Z-TR		D6C--	E40628041C7D6C--	3000
8442979100	VJDR1104P-3CZ2A-S-TR		D2A--	E40628012C3D2A--	3000
1676117600	VCDG1111C-4BY3B-TR		BZC--	E46210036	38782
242466500	SPS1195WB-3-TR		3----	E46180058	7295
4783431700	DRD1204W-TR		BBB--	E46260010	12201
987448800	FKY1105W-3D52D-TR		D5E--	E46250019	30005
1676117600	VCDG1111C-4BY3B-TR		BZC--	E46210036	34782
3658195600	VFA1105W-4C92C-Z-RR		CXC--	E46260080	20389
3210267000	VJDY1116P-3D43C-J-TR		D5E--	E46250001	18144
5512670400	KU163C-70-T-TR		D----	E4062400143D----	2500

Lot date	1stPrtTime	carrier tape	carrier tape_exp	cover tape	cover tape_exp	Lot material A
01.07.2024	07:52:33					
01.07.2024	07:53:47					
01.07.2024	07:54:22					
01.07.2024	07:55:30					
01.07.2024	08:24:44					
01.07.2024	08:31:24					
01.07.2024	08:32:59					
01.07.2024	08:35:39					
01.07.2024	08:38:42					

remark	TP CHECK #1	Machine	User ID	STATUS #1	NG1	NG2	NG3	NG4	NG5	NG6	NG7	อื่นๆ	remark	SUM NG #1
	USER		111212	OK									5	
	MACHINE	AOI001	111212	NG		150	100							250
ตัวเล็ก														

TP CHECK #2	Machine	User ID	STATUS #2	NG1	NG2	NG3	NG4	NG5	NG6	NG7	อื่นๆ	SUM NG #2
USER		000178	NG	100			50					150

TP CHECK #3	Machine	User ID	STATUS #3	NG1	NG2	NG3	NG4	NG5	NG6	NG7	อื่นๆ	SUM NG #3
USER		000178	NG	100			50					150

4. System functional specifications

4-2. PC application screen image

PC function / screen image

4-2.3 Taping Report : Modify

Add the column highlighted in yellow

DATE	TPAING M.C.	TYPE	QTY/REEL	TAPING(QTY)	TAPING(REEL)	ICS	PRODUCT	TAPING(QTY).	TAPING(REEL).
18/12/2023	ALL	ALL	0	1243500	394	ALL	ALL	1243500	394
18/12/2023	29	2ChipW	2500	25000	10	ALL	ALL	25000	10
18/12/2023	29	2ChipW	2500			4958326500	BRPG1204W-TR	25000	10
18/12/2023	41	1211C	4000	20000	5	ALL	ALL	20000	5
18/12/2023	41	1211C	4000			9544476800	FRYPY1211C-0005-TR	20000	5
18/12/2023	64	2ChipW	2500	27500	11	ALL	ALL	27500	11
18/12/2023	64	2ChipW	2500			1784175000	DRD1204W-T-TR	17500	7
18/12/2023	64	2ChipW	2500			4783431700	DRD1204W-TR	10000	4
18/12/2023	74	6P	3000	24000	8	ALL	ALL	24000	8
18/12/2023	74	6P	3000			8784067000	VFHY1116P-4C82D-TR	24000	8
18/12/2023	87	1P	3000	9000	3	ALL	ALL	9000	3
18/12/2023	87	1P	3000			1716555000	FHR1111P-10-TR	9000	3
18/12/2023	91	5P	10000	10000	1	ALL	ALL	10000	1
18/12/2023	91	5P	10000			2098704900	FHR1105P-TR	10000	1
18/12/2023	92	6P	3000	39000	13	ALL	ALL	39000	13

[illegible]

4. System functional specifications

4-2. PC application screen image

PC function / screen image

2

4-2.4 Cleaning Report : New Cleaning Heater Box Report

Asian Stanley App (Label System v.1.0.13-1)

condition

Select Cleaning Report

Date 19/01/2025 To 19/01/2025

Print Report

status



Machine	date	time	user
TP01	16/01/2025	08:24:00	111001
TP01	16/01/2025	14:24:01	111001
TP01	16/01/2025	20:30:00	111001
TP01	17/01/2025	02:45:53	111001
TP02	16/01/2025	08:24:00	111002
TP02	16/01/2025	14:15:32	111001
TP02	16/01/2025	21:01:46	111001
TP02	17/01/2025	02:17:39	111001

5. Q&A

#	Date	Question	By	Date	Answer	By

6. Sign off

We hereby acknowledge and agree the above-mentioned blueprint requirements.
Any changes required after the sign off for this blueprint will be addressed through the change request process.

ASIAN STANLEY INTERNATIONAL CO.,LTD.

Sign: _____

Name: _____

Title: _____

Date: _____

TOMAS TECH CO.,LTD.

Sign: Ryo Nozaki

Name: Ryo Nozaki

Title: CEO

Date: 07/Feb/2025

END OF BLUEPRINT##